


2F

## Cleaning Pavilion



- 1 Welcome to Challenge History of Duskin!
- 2 History of Cleaning
- 3 Dusken's Dust Monster Cleanup
- 4 Studies of Cleaning
  - ▶ Seeing dust you don't normally see
  - ▶ Cleaning all corners
  - ▶ Tidbits of knowledge on cleaning
- 5 Cleaning Studio
- 6 Mopping Master
- 7 My Cleaning Style

1F

## MISDO Museum

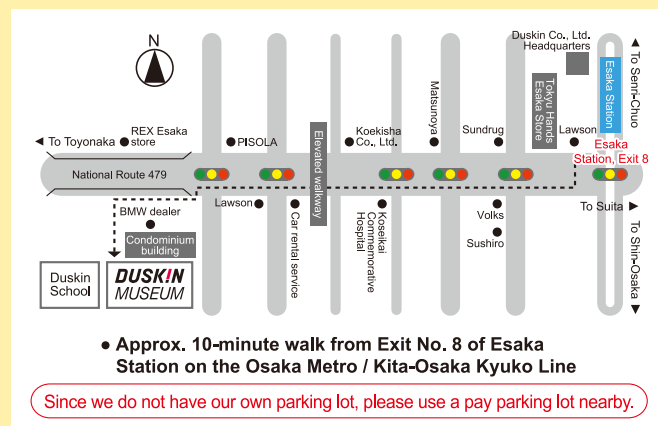


- 1 Mister Donut Spirit
- 2 Mister Donut History
- 3 Efforts of Mister Donut
- 4 The Donuts Forest
- 5 My Mister Donut Shop
- 6 MISDO Kitchen (reservation required)  
\*Selected by lottery in advance.
- 7 Donut Ball Topping Experience

### Information

Museum hours	10 am–4 pm (Entry until 3:30 pm is acceptable)
Closed	<b>Mondays</b> (closed the next day when Monday is a public holiday) , <b>Bon Holidays</b> (mid-August) and <b>End-of-year and New Year Holidays</b>
Admission	<b>Free</b>
Fee-based experience	<b>MISDO Kitchen</b> ▶ Try your hand at making donuts! <b>¥1,800 for two people (incl. tax)</b> Will be selected in a lottery from those who applied in advance
	<b>Donut Ball Topping Experience</b> <b>¥300 for one kit (incl. tax)</b> * Pay at the INFORMATION desk.

### Access Map



Check our website for opening days and hours.

TEL 06-6821-5000

10 am–4 pm (except when museum is closed)

WEB <https://www.duskin-museum.jp/>



**DUSKIN MUSEUM**

Duskin Museum, Public Relations, Duskin Co., Ltd.  
5-32 Yoshino-cho, Suita-shi, Osaka Prefecture 564-0054

DK240308


**DUSKIN MUSEUM**

**10th ANNIVERSARY**



## Welcome to the Duskin Museum

This is Duskin's original starting point.



▲ Plant at the time of foundation



▲ Plant opening ceremony in 1963



▲ Chemically treated dust cloth released in 1964



▲ Inside the plant at the time of foundation

On November 16, 1963, Duskin established a small plant for cleaning and processing mats and mops on a land of about 260 m<sup>2</sup> in Suita City, Osaka. At that time, we only had a washing machine, dewatering machine, manual boiler, and two dryers disposed of by the U.S. military. After that, Duskin worked to forge an all-new culture of cleaning with “chemically treated dust cloth” that does not use water. We also brought the authentic taste of homemade donuts from the U.S. to Japan. Since then, we have continued to bring new joy to people in Japan based on the concepts of “always clean” and “always tasty.”

With a sense of pride as an industry pioneer, Duskin established the Duskin Museum in 2015, on the land where the company started its business. The museum consists of two facilities: the Cleaning Pavilion, where you can have fun learning the history and effective methods of cleaning, and the MISDO Museum, which displays Mister Donut's past food products and other items and where you can experience making donuts.

Experience the present, past and future of Duskin and your mode of life in this museum.

## 1 Mister Donut Spirit



This exhibition introduces Mister Donut's origin and business philosophy, which has been important to us since its founding.

## 3 Efforts of Mister Donut



By using touchscreens, this area introduces our efforts to contribute to society through friendliness to people and the environment.

## 2 Mister Donut History



This area introduces our food products, relevant goods, shop designs and uniforms during different ages.

## 5 My Mister Donut Shop



Photographs of all of our 2,000-plus shops are shown here, from our very first store to our newest one.

## 4 The Donuts Forest



**Full of Mister Donut's original donuts over the different periods!**

Explore a forest that is full of memorable donuts. You can see product descriptions and episodes of each donut from the 2D barcode.

## 6 MISDO Kitchen



**One-of-a-kind experience in making donuts by hand**

Experience all the fun of making the freshly fried taste of donuts! You can try donut cutting, observe the frying process, enjoy the finishing process and tasting, and make your original package. The donuts can also become souvenirs!

**Time required** Approx. 90 mins

**Fee** ¥1,800 for two persons (incl. tax)

## 7 Donut Ball Topping Experience



**Also recommended as a souvenir!**

**With your original toppings, make a donut that is the only one in the world**

Try your hand at decorating donut balls with your favorite toppings. You can make your own original donuts.

**Hours** Weekdays 10:30 am–3 pm  
Saturdays, Sundays and holidays 10:30 am–2:30 pm

\* Reception ends earlier when the number of applicants exceeds the quota.

**Fee** ¥300 for one kit (incl. tax)

\* Pay at the INFORMATION desk.

## 1 Welcome to Challenge History of Duskin!



**Sei-ji Animated Video**

Seichi Suzuki, the founder of Duskin, makes a special appearance in the video as Sei-ji. He shares his passion for creating Duskin and describes its growth in a fun and easy-to-understand way. After viewing the video, be sure to enjoy a stamp rally game.

\* Video show ends at 3:40 pm.

## 2 History of Cleaning



Cultural and historical aspects of cleaning as well as various cleaning tools are displayed here and explained in an easy-to-understand manner. Duskin products that have been varying over time are also shown here.

## 7 My Cleaning Style



You can view "cleaning ideas" posted by visitors.



You can also see them on our website!



## 4 Studies of Cleaning



The touchscreens present an overview of allergens and dust that Duskin has been researching. You can also gain cleaning knowledge and tips.

## 5 Cleaning Studio

**Look, touch, and experience various aspects of cleaning!**



**Seeing dust that you don't normally see**

View the dust that is actually in the air with the use of special light.



**Cleaning all corners**

In a replicated living space, you can use Duskin products to experience cleaning.



**Tidbits of knowledge on cleaning**

Solve the quizzes you will find in various spots of the replicated living space. You will become more knowledgeable about cleaning!

## 6 Mopping Master

**Let's learn four mopping techniques!**



Mopping experience with the Duskin mop, featuring interactive projection mapping. You can learn good mopping techniques as you play, and get a score based on how well you mop. Mopping tips are available via QR code.

## 3 Dusken's Dust Monster Cleanup

**Let's aim for the title of top cleanup soldier!**



Use the Duskin mop to clean up the dust and ticks projected on the mat. You'll get a title based on how many of them you cleaned up in 30 seconds. Aim to become the top-ranked cleanup soldier!